

# Direct practices in Washington state

Annual report to the Legislature  
Dec. 1, 2024

**Mike Kreidler**, *Insurance Commissioner*

[www.insurance.wa.gov](http://www.insurance.wa.gov)

# Table of contents

|  |          |
|--|----------|
| <b>Direct practices in Washington state .....</b>                    | <b>1</b> |
| Executive summary .....  | 3        |
| Background .....   | 4        |
| Participation trends .....   | 5        |
| Complaints .....   | 8        |
| Other data .....   | 9        |
| Fees .....   | 9        |
| Direct practices and the insurance market .....                      | 11       |
| Declined and discontinued patients .....                             | 12       |
| Recommendations for legislative modifications .....                  | 13       |
| APPENDIX A: Websites and addresses for direct practices .....        | 14       |
| APPENDIX B: Changes in practice average monthly fees over time ..... | 17       |

# Executive summary

[RCW 48.150.100](#) directs the Office of the Insurance Commissioner (OIC) to report annually to the Washington state Legislature on direct practices including, but not limited to, participation trends, complaints received, voluntary data reported by the direct practices, and any necessary modifications to [Chapter 48.150 RCW](#). OIC submitted its initial report to the Legislature in 2009 and has reported annually since then. Much of the data included in this report is submitted voluntarily by direct practices and is in addition to information related to the OIC's registration and renewal requirements.

Direct practices are health care providers furnishing primary care services through agreements directly with a patient, in exchange for periodic payments from the patient to the practice. Direct practice providers charge a set monthly fee for all primary care services, regardless of the number of visits or care provided.

Current law gives the OIC limited oversight authority over direct practices. Direct practices must register with the OIC. However, all complaints submitted to the OIC related to direct practices are referred to the Department of Health for investigation or enforcement.

## Fiscal Year (FY) 2024 findings

---

### Participation trends:

- The number of registered direct practices remained the same at 81. The 19 direct practices that left the market were offset by 19 new entrants.
- The number of enrolled patients decreased slightly from FY 2023 to FY 2024, by 250 patients.
- Sixty-two direct practices enrolled patients in both FY 2023 and FY 2024. These practices saw a net increase of 3,841 patients.

### Complaints:

- The OIC did not receive any complaints in FY 2024.

### Other data:

- **Fees:** Average fees increased 2.7%. Of the 62 direct practices operating in both FY 2023 and FY 2024, 32 either decreased or did not change their fee, 30 increased. Monthly fees ranged from \$35 to \$1,429. Thirty-three percent of enrolled patients paid \$100 or more per month.
- **Direct practices and the insurance market:** Among direct practices that reported this data, the share of patients with private insurance increased to over 60%, while the share of patients who were uninsured or enrolled in Medicare/Medicaid declined. The OIC added two new categories to this section: "other types of coverage" and "unreported."
- **Declined and discontinued patients:** 20 direct practices discontinued patients, most commonly for nonpayment. Fifteen direct practices declined patients, most commonly because the practice was full.

### Modifications to Chapter 48.150 RCW:

- The OIC does not recommend any modifications to Chapter 48.150 RCW at this time.

# Background

## What is a direct practice?

---

In 2007, the Legislature authorized establishment of direct practices in Washington state by passing [E2SSB 5958](#) (codified as [Chapter 48.150 RCW](#)). Direct practices are health care providers furnishing primary care services through direct agreements with a patient, in exchange for periodic payments from the consumer to the practice. A set monthly fee is charged for all primary care services, regardless of the number of visits or care provided.

Direct practices are intended to provide an alternative means for patients to receive and pay for primary care services, or “medical homes.” They are sometimes called “retainer” or “concierge” practices, or “direct patient-provider primary care” practices.

Registered direct practices operate within the safe harbor created by [Chapter 48.150 RCW](#) and are not insurers, health carriers, health care service contractors, or health maintenance organizations as defined in [Title 48 RCW](#). They are not required to meet certain requirements for insurers, including but not limited to financial solvency, capital maintenance, market conduct, and reserve and filing requirements.

Prior to 2007, direct care providers were subject to the state law for health care service contractors. Due to the limited nature of the business model, the Legislature recognized that imposing the full scope of regulation was not practical for the limited number of direct care providers.

## What services can direct practices provide?

---

[Chapter 48.150 RCW](#) addresses the scope of primary care services that direct practices can provide, payment for those services, and the circumstances under which a direct practice provider can bill a health insurer for services not included in a direct agreement. Primary care services are defined in [RCW 48.150.010](#)(8) as “routine healthcare services, including screening, assessment, diagnosis, and treatment for the purpose of promotion of health, and detection and management of disease or injury.”

Under [RCW 48.150.010](#)(4)(d), direct practice services must not include:

- Hospitalization
- Major surgery
- Dialysis
- High-level radiology
- Rehabilitation services
- Procedures requiring general anesthesia
- More than an initial 30-day supply of prescription drugs
- Similar advanced procedures, services, or supplies

[RCW 48.150.110](#)(1) requires direct practice agreements to contain this disclaimer: *"This agreement does not provide comprehensive health insurance coverage. It provides only the health care services specifically described."*

Direct practices cannot bill health insurers for primary care services encompassed within a direct agreement, as this would result in "double dipping" or collecting payment twice. However, direct practice providers can contract with health insurers to bill for services that are outside of the scope of the direct agreement. Patients are advised to obtain other insurance such as a high-deductible health plan, to ensure that emergency and other services are covered.

Direct practices cannot sell to employer groups or enter into coverage agreements with employers. However, they can accept direct fees paid by an employer on behalf of an employee who is a patient.

## Enforcement and annual reporting

---

Current law gives the OIC limited oversight authority over direct practices. Direct practices must register with the OIC. However, [RCW 48.150.090](#) makes a violation of the direct practice chapter a violation of the [Uniform Disciplinary Act](#). All complaints submitted to OIC related to registered or unregistered direct practices are referred to the Department of Health for investigation or enforcement.

Direct practices file a statement with the OIC to register and then annually submit a statement as a condition to continuing to offer direct practice services. Information for prior years is available in past reports on the OIC's website. \*

Required direct practice annual statements include:

- The number of providers in each practice.
- The total number of patients served.
- The average direct practice fee.
- Names of direct practice providers.
- Business addresses.

## Participation trends

**From FY 2023 to FY 2024, there was:**

**No change** in the number of direct practices registered with the OIC. Total registrations did not change from 2023 to 2024 with 81 direct practices registered in both years. Nineteen direct practices reported to the OIC for the first time in 2024, while 19 exited the market. Among the direct practices that reported for the first time in 2024, four indicated enrollment of over 200 patients. Direct practices are now present in 18 of 39 Washington counties.

---

\* Link to past reports: <https://www.insurance.wa.gov/legislative-and-commissioner-reports>

A **slight decrease** in overall patient participation. Total direct practice participants decreased by 250 (0.8%) from 31,669 to 31,419. The proportion of all Washington residents who were enrolled in a direct practice was unchanged at roughly 0.4%.

A **decrease** in the number of direct practices who reported being in-network providers in a health carrier's network, from 21 practices in FY 2023 to 17 in FY 2024. This is still a **marked increase** from this report's inception in 2007, when all providers were exclusively engaged in direct primary care. Six practices did not report the percentage of their business that is direct practice. Five practices reported that 5% or less of their business is direct practice. Forty-six direct practices reported that 100% of their business is direct practice.

**For the 62 direct practices that enrolled patients in both 2023 and 2024:**

Enrollment **increased** at 48 direct practice clinics, for a combined total of 4,832 new patients. Eight of these clinics experienced an enrollment increase of over 200 patients from FY 2023 to FY 2024.

Enrollment **decreased** at 12 direct practice clinics, with a combined decrease of 991 patients.

Enrollment **did not change** at two direct practices.

**The number of practices by what percentage of their business is direct practice in 2024.**

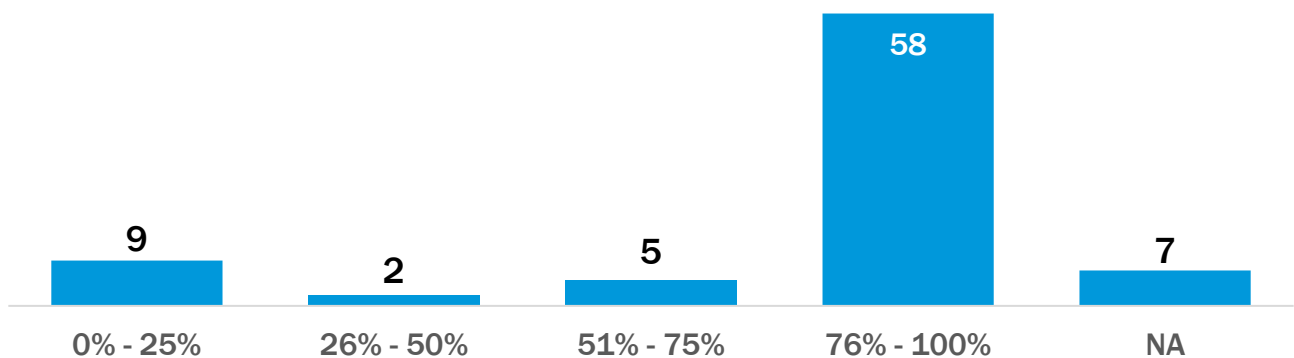


Figure 1 is bar chart showing the number of practices by what percentage of their business is direct practice in 2024.

**Figure 1:** The number of clinics grouped by what percentage of their business is direct practice for the year 2024. Fifty-eight of 82 practices indicated that between 76% and 100% of their business is direct practice.

The number of direct practices by their change in enrollment from 2023 to 2024.

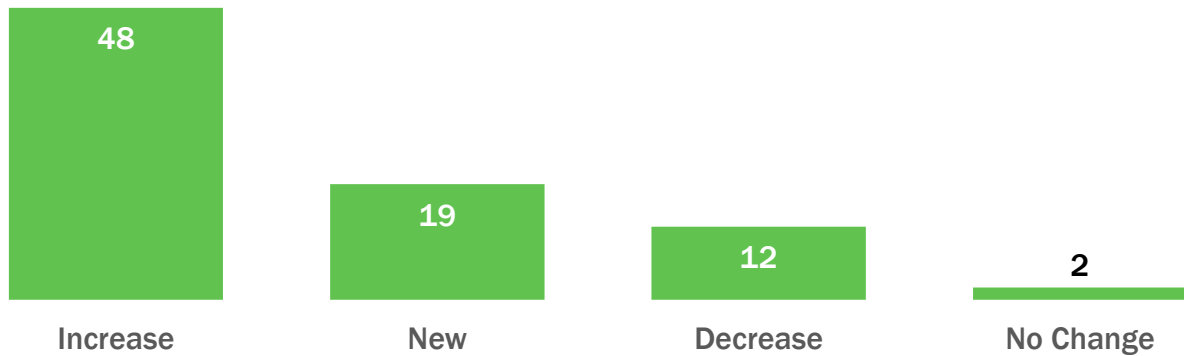


Figure 2 is a bar chart showing the number of direct practices by their change in enrollment from 2023 to 2024

**Figure 2:** The total number of direct practice patients in WAS by year from 2019 to 2024. The total number of patients has increased each year, except for in 2024.

The number of direct practice patients in WA since 2019.

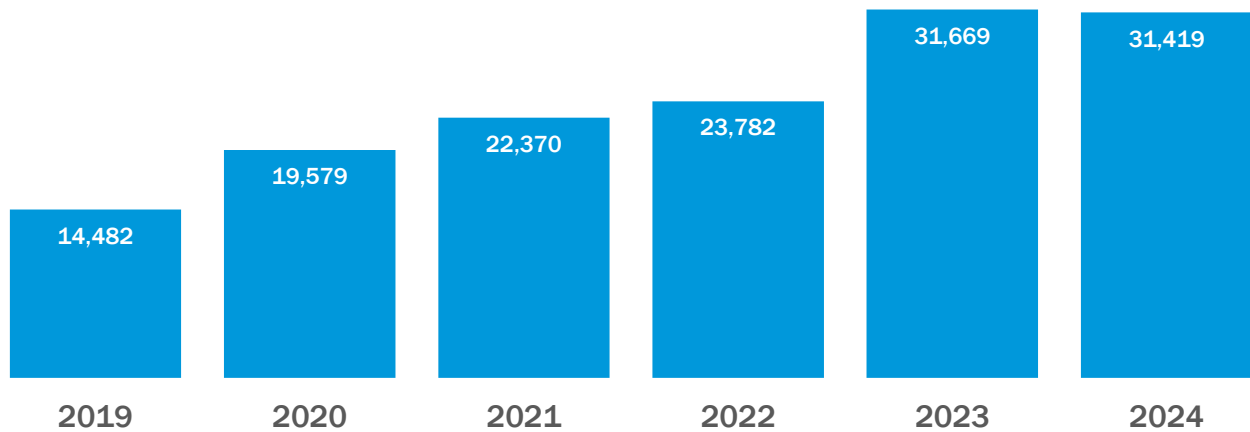


Figure 3 is a bar chart showing the number of direct practice patients in WA since 2019.

**Figure 3:** The number of direct practices grouped by their change in enrollment from 2023 to 2024. Forty-eight out of 82 direct practices saw an increase in enrollment. Nineteen direct practices were reported as new.

### Number of direct practice patients by county in 2024.

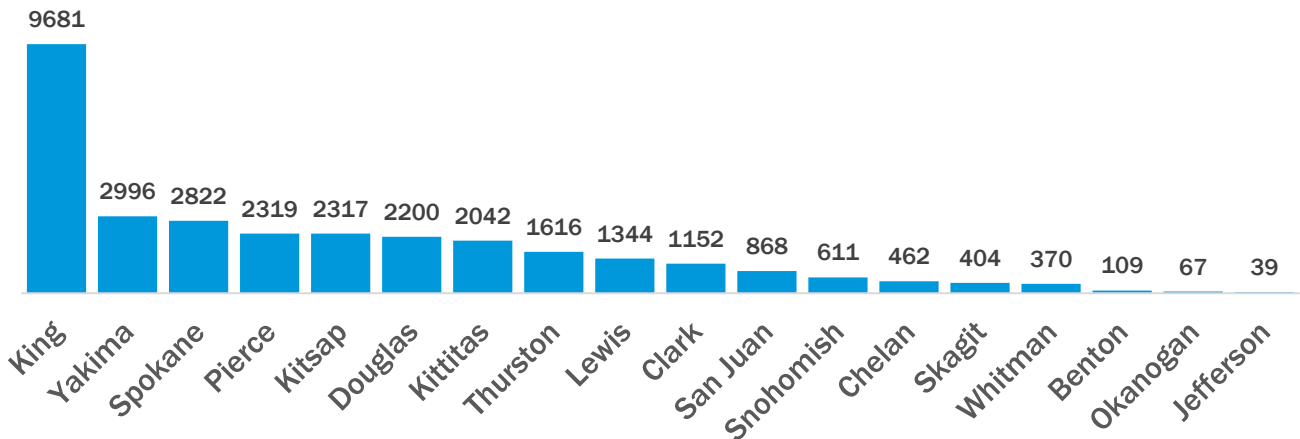


Figure 4 is a bar chart showing the number of direct practice patients by county in 2024.

**Figure 4:** The number of direct practice patients reported in each county for the year 2024. King County had substantially more patients than any other county.

### Number of direct practices by county in 2024.

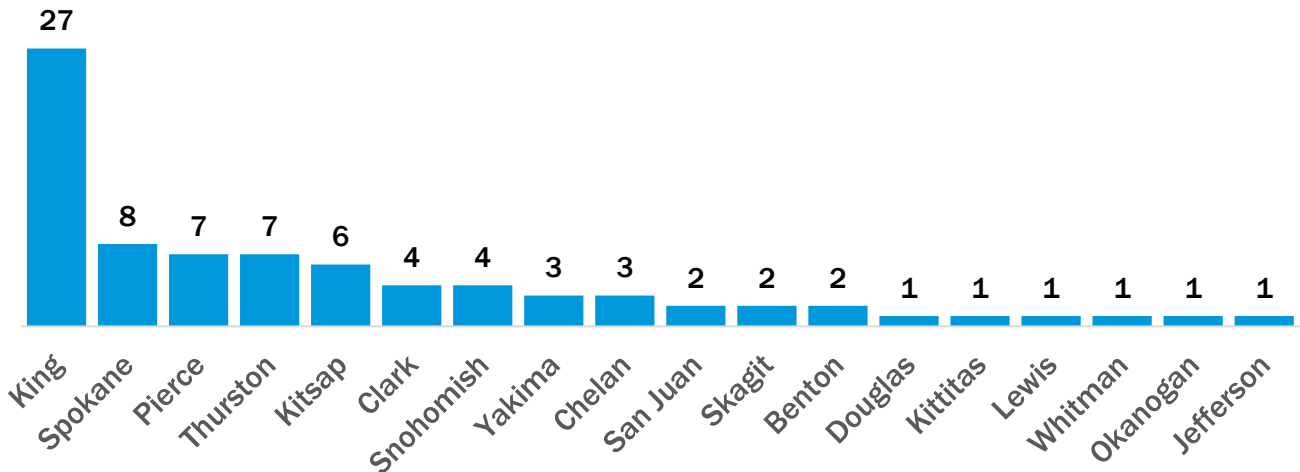


Figure 5 is a bar chart showing the number of direct practices by county in 2024.

**Figure 5:** The number of direct practice clinics reported in each county for the year 2024. King County had substantially more direct practices than any other county.

## Complaints

The OIC did not receive any complaints in FY 2024.



# Other data

## Fees

The average direct practice monthly fee **increased** by 2.7%, from \$150.28 in FY 2023 to \$154.29 in FY 2024. The average monthly fee for the newly registered direct practices in FY 2024 is \$103.37. There were 19 newly registered practices, two of which were excluded from the average because they reported no patients and no monthly fees.

**For the 62 direct practices that enrolled patients in both FY 2023 and FY 2024:**

Fees **increased** at 30 direct practices. Of these, 18 increased fees by \$10/month or more. The average increase was \$23.70/month, up from an average increase of \$20.57/month in FY 2023. Among direct practices that increased fees, the average FY 2024 monthly fee was \$204.

Fees **decreased** at 11 direct practices. The average decrease was \$35.90/month, compared to an average decrease of \$11.61/month in FY 2023. Among direct practices where the fees decreased, the average FY 2024 monthly fee was \$170.

There was **no change** in fees at 21 direct practices. Of these, the average FY 2024 monthly fee was \$106/month.

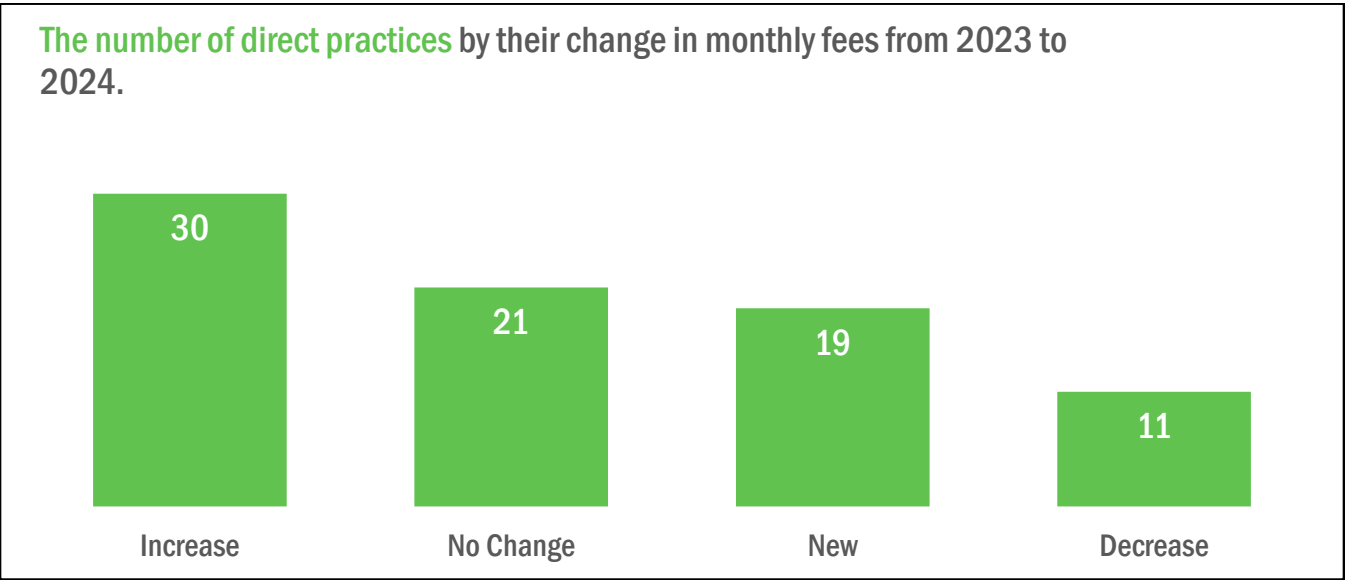


Figure 6 is a bar chart showing the number of direct practices by their change in monthly fees from 2023 to 2024.

**Figure 6:** The number of direct practices grouped by their average monthly fees. More than half (42 of 81) direct practices indicated that their monthly fees are between \$61 and \$120.

### The distribution of direct practices by their monthly fees in 2024.

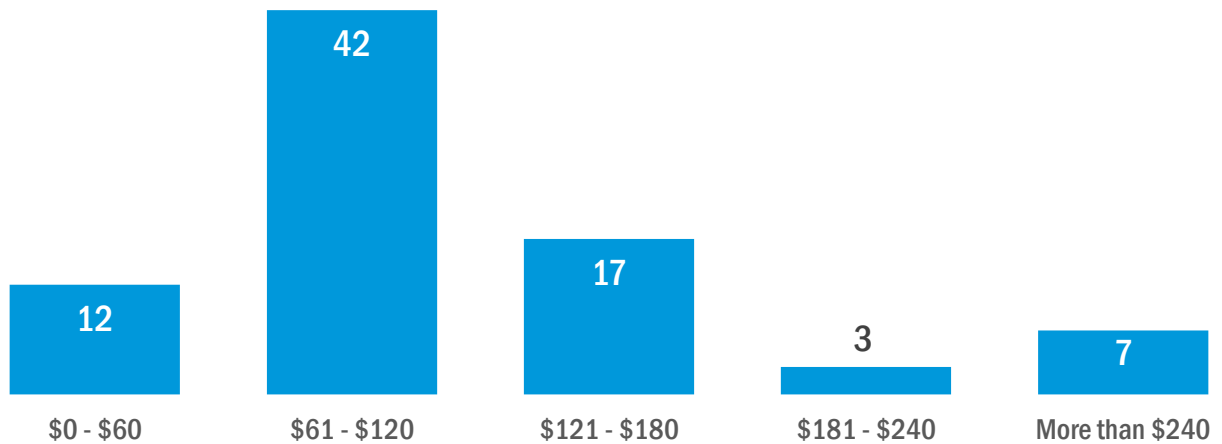


Figure 7 is a bar chart showing the distribution of direct practices by their monthly fees in 2024.

**Figure 7:** Most direct practices (30 out of 81) saw an increase in their monthly fees from 2023 to 2024.

### The average monthly fees for WA direct practices by county.

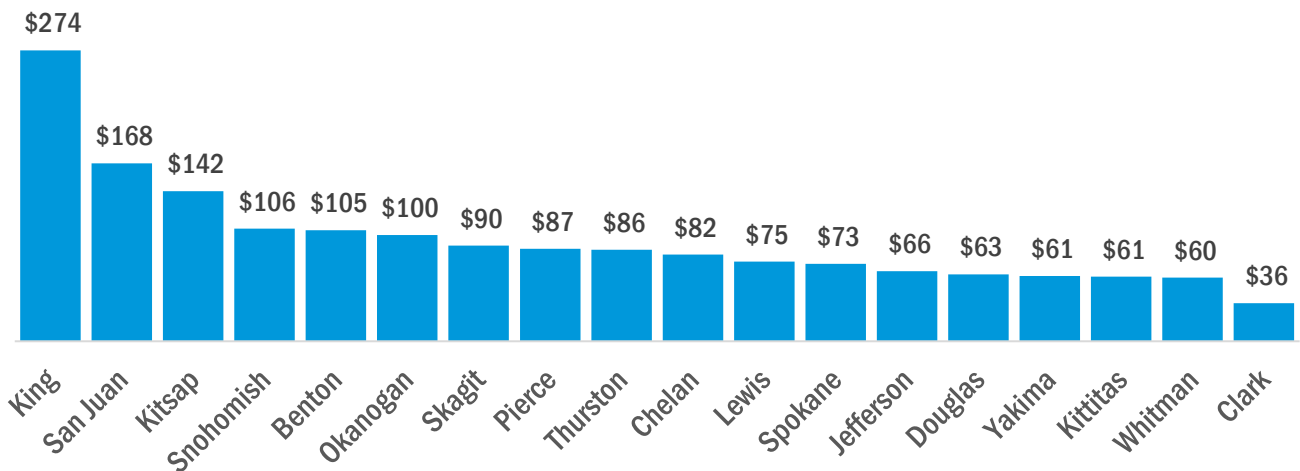


Figure 8 is a bar chart showing the average monthly fees for WA direct practices by county.

**Figure 8:** The average monthly fee for each county with reporting direct practices for the year 2024. King County had the highest average monthly fee of \$274 and Clark County had the lowest, with an average monthly fee of \$36.

Monthly fees at direct practices varied from \$35 to \$1,429. Figures 7 and 8 below show the distribution of fees in five ranges.

## Monthly fee trends for direct practice patients.

In 2024, 33% of patients were in practices that charged more than \$100 in monthly fees.

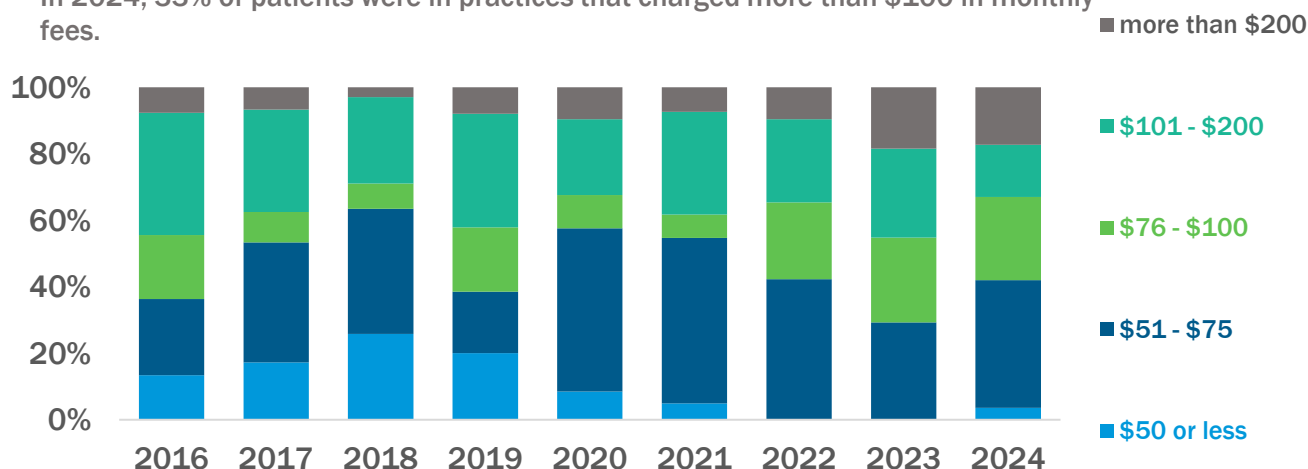


Figure 9 is a bar chart showing the monthly fee trends for direct practice patients.

**Figure 9:** The distribution of the percentage of patients by average monthly fees from 2016 to 2024. Since 2016, fewer patients are enrolled in direct practices with \$50 or less monthly fees.

## Monthly fee trends for direct practice clinics.

In 2024, 37% of direct practices charged more than \$100 in monthly fees.

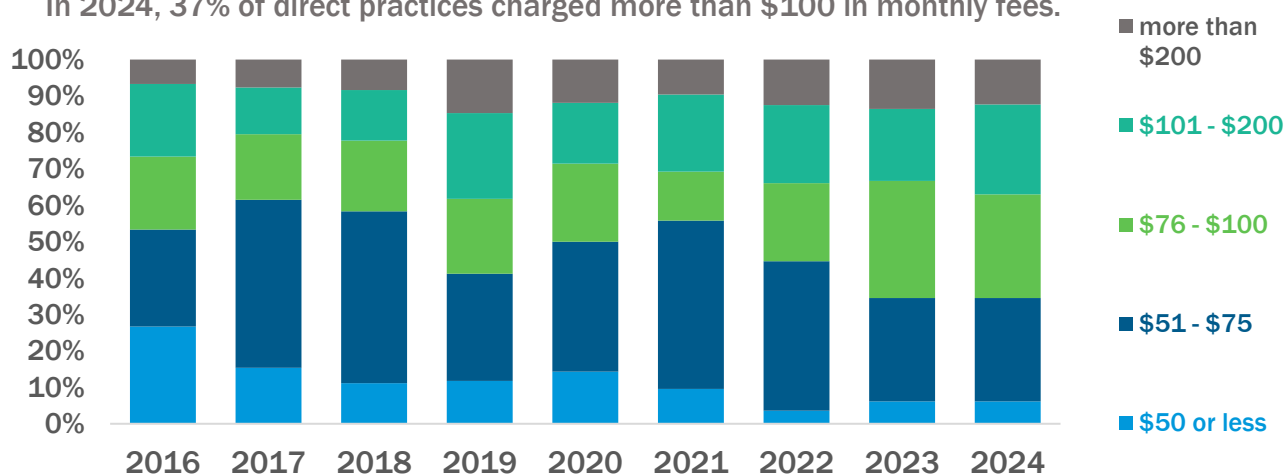


Figure 10 is a bar chart showing monthly fee trends for direct practices between 2016 and 2024.

**Figure 10:** The distribution of direct practices by their average monthly fees charged, from 2016 to 2024. Since 2016, a higher percentage of direct practices charge fees of \$76 or more.

## Direct practices and the insurance market

The OIC annual survey asks direct practice clinics for information about patients' other health plans when patients enroll. This field is not required, so some direct practices do not provide a response. In FY 2024, 35 direct practices reported the breakdown of their patients' health coverage to some degree. This represents coverage information for 15,054 patients, or 47.9% of total patients enrolled in a direct practice.

The reported percentages below may appear lower when compared to previous years, as the OIC has added two new reporting categories: “unreported” and “other.” The “unreported” category represents the difference between the total number of patients reported by the direct practice, and the sum of patients in each of the health coverage categories.<sup>†</sup> The “other” category represents patients with health plans that do not fit into the other categories.

Among the direct practices that reported this information in FY 2023 and FY 2024:

The proportion of patients with **private insurance** (non-Medicare, non-Medicaid) **increased** from 49.7% to 60.1%. Total patients reported with private insurance in FY 2024: 9,042.

The proportion of patients enrolled in **Medicare decreased** from 25.9% to 19.3%. Total reported patients enrolled in Medicare in FY 2024: 2,899.

The proportion of patients enrolled in **Medicaid decreased slightly** from 4.9% to 4.0%. Total reported patients enrolled in Medicaid in FY 2024: 596.

The proportion of **uninsured** patients **decreased slightly** from 11.5% to 8.6%. Total reported uninsured patients in FY 2024: 1,289.

The proportion of patients with some **other type of coverage** was 2.3%. Total patients with another type of coverage in FY 2024: 339.

The proportion of patients with **unreported coverage** was 5.9%. Total patients with unreported coverage in FY 2024: 889.

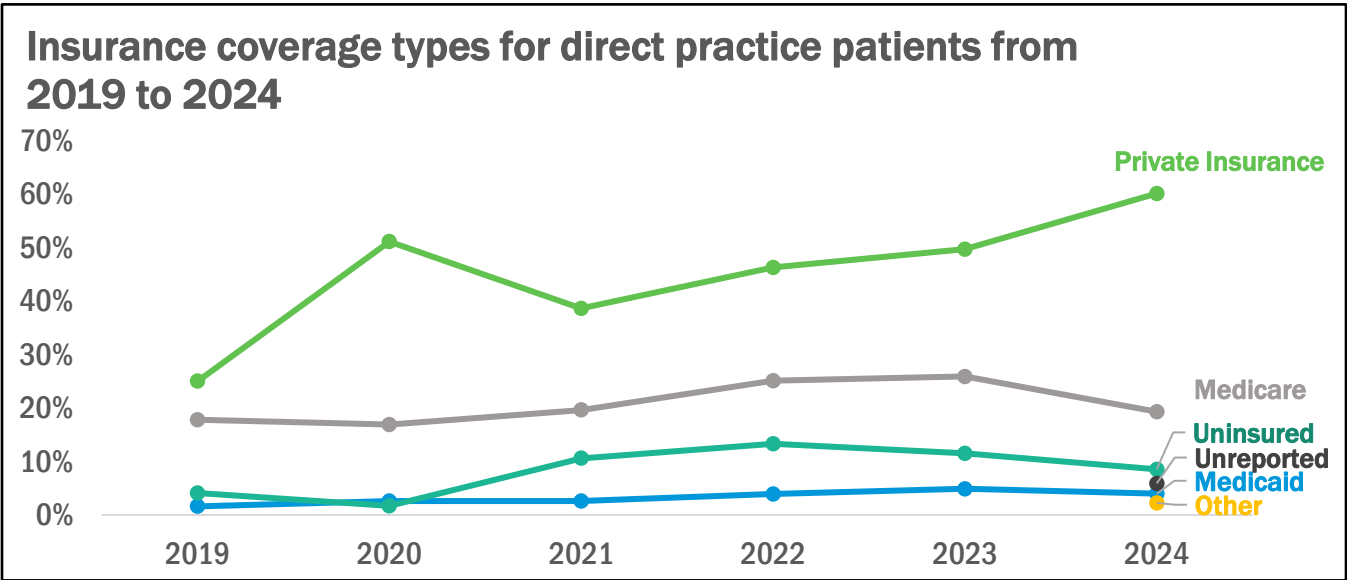


Figure 11 is a line graph showing insurance coverage types for direct practice patients from 2019 to 2024.

**Figure 11:** The types of insurance coverage that direct practice patients have, from 2019 to 2024. Since 2019, the share of patients with private insurance has increased at a faster rate than other coverage types.

<sup>†</sup> In other words, if a direct practice reported 100 total patients, but only 90 patients are accounted for across the five categories of health plans, 10 patients would fall under the “unreported” category.

## Declined and discontinued patients

---

### Discontinued patients

All 81 direct practices responded to the question of whether they had discontinued patients in the past year. Out of the 81 direct practices, 20 had discontinued patients within the past year.

Of the 20 direct practices that indicated they had discontinued patients, the average number of patients discontinued per practice was 31.4. The minimum was one, and the maximum number of discontinued patients was 415. Most discontinuations were for nonpayment.

The following is a list of reasons direct practices discontinued patients in the past year.

#### Reasons for patient discontinuations

- Nonpayment
- Patient moved
- Noncompliance and lack of provider patient trust
- Behavior
- Medical fraud
- Direct practice ended an existing partnership with an employer group/other direct practice
- Deceased
- Patient entered hospice care

### Declined patients

All 81 direct practices responded to the question of whether they had declined any patients. Fifteen direct practices indicated they had declined patients.

Of the 15 direct practices that declined patients, the average number of patients declined was 22.1. The minimum was one, and the maximum number of patients declined by a single direct practice was 106. The most common reason for declining a patient was because the practice was full.

The following is a list of reasons direct practices declined patients within the past year.

#### Reasons for declining patients

- Practice full
- Verbal abuse toward providers
- Not able to meet patient's expectations
- Complexity of patient's needs were not a fit for the services provided
- Patient has Medicare and provider is opted out of Medicare

## Recommendations for legislative modifications

The OIC does not recommend any modifications to Chapter 48.150 RCW at this time.

## APPENDIX A: Websites and addresses for direct practices

| Direct practice name                                  | Address   | County    | Website   |
|---|---|-----------|---|
| Aloha Health Clinic, PLLC                             | 25 N Wenatchee Ave, Suite 207B, Wenatchee, WA 98801   | Chelan    | <a href="http://www.alohahealthclinic.com">www.alohahealthclinic.com</a>  |
| Assurance Healthcare & Counseling Center, LLC         | 3611 River Road, Suite 200, Yakima, WA 98902          | Yakima    | <a href="http://www.assurancehealth.org">www.assurancehealth.org</a>  |
| Baker Direct Primary Care                             | 2207 N Molter Road, Suite 203, Liberty Lake, WA 99019 | Spokane   | <a href="http://www.bakerdpc.com">www.bakerdpc.com</a>  |
| Bjurstrom & Lee, PLLP                                 | 1231 116th Ave NE, Suite 700, Bellevue, WA 98004      | King      | <a href="http://www.md2.com">www.md2.com</a>  |
| Bridge Primary Care, PLLC                             | 231 Madison Ave S, Bainbridge Island, WA 98110        | Kitsap    | <a href="http://www.bridgeprimarycare.com">www.bridgeprimarycare.com</a>  |
| Capitol Hill Medical                                  | 901 Boren Ave, Suite 705, Seattle 98104               | King      | <a href="https://www.capitolhillmedical.com/for-prospective-patients">https://www.capitolhillmedical.com/for-prospective-patients</a> |
| Care Medical Associates, PLLC                         | 1407 116th Ave NE, Suite 102, Bellevue, WA 98004      | King      | <a href="http://www.cmadoc.com">www.cmadoc.com</a>  |
| Choice Family Urgent & Primary care                   | 11402 N Newport Hwy, Spokane, WA 99218                | Spokane   | <a href="http://www.choicefamilies.com">www.choicefamilies.com</a>  |
| ChymiyMattyMDllc                                      | 19036 Front Street NE, Poulsbo, WA 98370              | Kitsap    | <a href="https://pacificamedicine.com/">https://pacificamedicine.com/</a>   |
| Coho Medical Group, PLLC                              | 1515 116th Ave NE, Suite 201, Bellevue, WA 98004      | King      | <a href="http://www.cohomedical.com">www.cohomedical.com</a>  |
| DawnMD LLC  | 540 E Main Street, Suite A, Pullman WA 99163          | Whitman   | <a href="http://www.dawn.md">www.dawn.md</a>  |
| Deeds Health, PLLC                                    | 4141 California Ave SW, Suite 1, Seattle, WA 98116    | King      | <a href="http://www.deedshealth.com">www.deedshealth.com</a>  |
| Destiny Direct Primary Care and Wellness Center, PLLC | 4401 Bridgeport Way W, University Place, WA 98466     | Pierce    | <a href="http://www.destinydirect.net">www.destinydirect.net</a>  |
| Direct Primary Care                                   | 212 E Central Ave, Suite 360, Spokane, WA 99208       | Spokane   | <a href="http://www.mydpcclinic.com">www.mydpcclinic.com</a>  |
| Docere Integrated Medicine                            | 4329 A Street SE, Suite F, Auburn, WA 98002           | King      | <a href="https://docereim.com/">https://docereim.com/</a>   |
| Dr Cranney Family Medicine                            | 2020 E 29th Ave, Suite 235, Spokane, WA 9923          | Spokane   | <a href="https://www.drcranney.com/">https://www.drcranney.com/</a>   |
| Dr. Roeder Direct Primary Care                        | 3201 Commercial Ave, Suite B, Anacortes, WA 98221     | Skagit    | <a href="http://www.anacortesdoctor.com">www.anacortesdoctor.com</a>  |
| Dragonfly Medicine                                    | 18 Haven Road, Suite 210 E, Eastsound, WA 98245       | San Juan  | <a href="http://www.salishseamedical.com">www.salishseamedical.com</a>  |
| Edmonds Health Clinic                                 | 221 4th Ave, North Edmonds, WA 98020                  | Snohomish | <a href="http://www.edmondshealthclinic.com">www.edmondshealthclinic.com</a>  |
| Ellensburg Family Medicine                            | 100 W 3rd Ave, Ellensburg, WA 98926                   | Kittitas  | <a href="http://www.compassdirecthealthcare.com">www.compassdirecthealthcare.com</a>  |
| Emerald City Health PLLC                              | 1229 Madison Street, Suite 1290, Seattle, WA 98104    | King      | <a href="http://www.md2.com">www.md2.com</a>  |
| Equinox Primary Care PLLC                             | 2200 6th Ave, Suite 102, Seattle, WA 98121            | King      | <a href="http://www.equinoxprimarycare.com">www.equinoxprimarycare.com</a>  |
| Essential Direct Primary Care, PLLC                   | 405 Black Hills Lane SW, Suite B2, Olympia, WA 98502  | Thurston  | <a href="http://www.essentialdpc.com">www.essentialdpc.com</a>  |
| Eventide Health PLLC                                  | 232 A Street, Unit C3, Friday Harbor, WA 98250        | San Juan  | <a href="https://eventidehealth.com/">https://eventidehealth.com/</a>   |
| Everside Health                                       | 2115 S 56th Street, Suite 310, Tacoma, WA 98409       | Pierce    | <a href="http://www.Eversidehealth.com">www.Eversidehealth.com</a>  |

| Direct practice name                       | Address   | County    | Website  |
|--|---|-----------|--|
| Family and Wellness Medicine               | 34004 16th Ave S, Suite 100, Federal Way, WA 98003        | King      | <a href="http://www.fwmwa.com">www.fwmwa.com</a>   |
| Fern Lane Company LLC                      | 708 E Morris Street, Suite B, La Conner, WA 98257         | Skagit    | <a href="http://www.thrivedirecthealthcare.com">www.thrivedirecthealthcare.com</a>         |
| Functional Health Solutions                | 302 Maple Ave, Snohomish, WA 98290                        | Snohomish | <a href="http://www.solutionsbydrsam.com">www.solutionsbydrsam.com</a>                     |
| Gasow Wellness Direct Primary Care, PLLC   | 9951 Mickelberry Road NW, Suite 119, Silverdale, WA 98383 | Kitsap    | <a href="http://www.gasowwellness.com">www.gasowwellness.com</a>                           |
| GoodMed Direct Primary Care                | 6553 California Ave SW, Suite A, Seattle, WA 98136        | King      | <a href="https://www.goodmedclinic.com/">https://www.goodmedclinic.com/</a>                |
| HERITAGE FAMILY MEDICINE                   | 4001 Harrison Ave NW, Suite 101, Olympia, WA 98502        | Thurston  | <a href="http://www.heritagefamilymedicine.com">www.heritagefamilymedicine.com</a>         |
| Home Family Medicine                       | 3601 W Washington Ave, Suite 160, Yakima, WA 98903        | Yakima    | <a href="http://www.homefamilymed.com">www.homefamilymed.com</a>                           |
| Hometown Medical Services, PLLC            | 400 S Jefferson St, Suite 109E Spokane WA 99204           | Spokane   | <a href="http://www.medina-direct.com">www.medina-direct.com</a>                           |
| Ivy Direct Primary Care                    | 1207 Washington Street, Vancouver, WA 98660               | Clark     | <a href="https://www.ivydirectprimarycare.com/">https://www.ivydirectprimarycare.com/</a>  |
| James and Lacambra PLLC                    | 1600 East Jefferson Street, Suite 500, Seattle, WA 98122  | King      | <a href="http://www.seattlepremierhealth.com">www.seattlepremierhealth.com</a>             |
| Jared M. Hendler, M.D. PLLC                | 231 Madison Ave S, Bainbridge Island, WA 98110            | Kitsap    | <a href="http://www.hendlermd.com">www.hendlermd.com</a>                                   |
| Jubilee Clinic                             | 1059 State Ave, Marysville, WA 98270                      | Snohomish |  |
| Lapis Medicine, PLLC                       | 1010 South L Street, Suite B, Tacoma, WA 98405            | Pierce    | <a href="http://www.lapisfamilymedicine.com">www.lapisfamilymedicine.com</a>               |
| Liberty Bell Family Medicine PLLC          | 214 N. Glover Street N, Twisp, WA 98856                   | Okanogan  | <a href="http://www.libertybellfamilymedicine.com">www.libertybellfamilymedicine.com</a>   |
| Lighthouse Pediatric Medicine PLLC         | 1505 NW Gilman Blvd, Suite 8, Issaquah, WA 98027          | King      | <a href="http://www.lighthouseped.net">www.lighthouseped.net</a>                           |
| Lilac Direct Primary Care                  | 316 W Boone Ave, Suite 770, Spokane, WA 99201             | Spokane   | <a href="https://lilacdpc.com">https://lilacdpc.com</a>                                    |
| Lupine Family Medicine                     | 135 S Worthen Street, Suite 200, Wenatchee, WA 98801      | Chelan    | <a href="http://www.lupinemd.com">www.lupinemd.com</a>                                     |
| MDSeelig                                   | 2200 6th Ave, Suite 102, Seattle, WA 98121                | King      | <a href="http://www.mdseelig.com">www.mdseelig.com</a>                                     |
| Main Street Family Medicine                | 6000 NE 88th St, Suite D-102, Vancouver WA 98665          | Clark     | <a href="https://www.mainstreetfamilymed.com/">https://www.mainstreetfamilymed.com/</a>    |
| Manette Clinic A Professional Service Corp | 1100 Wheaton Way, Suite F and G, Bremerton, WA 98310      | Kitsap    | <a href="http://www.themanetteclinic.com">www.themanetteclinic.com</a>                     |
| Monarch Healthcare Solutions               | 216 S Mission Ave, Wenatchee, WA 98801                    | Chelan    | <a href="http://www.monarchhealthcaresolutions.com">www.monarchhealthcaresolutions.com</a> |
| Myrostar PLLC                              | 1515 116th Ave NE, Suite 101, Bellevue, WA 98004          | King      | <a href="http://www.myrostarhealth.com">www.myrostarhealth.com</a>                         |
| NFB PLLC                                   | 6800 E Green Lake Way N, 200, Seattle, WA 98115           | King      | <a href="http://www.greenlakeprimarycare.com">www.greenlakeprimarycare.com</a>             |
| North Star Clinic LLC                      | 2120 Lawrence Street, Port Townsend, WA 98368             | Jefferson | <a href="http://www.northstar-clinic.com">www.northstar-clinic.com</a>                     |
| Novel Healthcare                           | 7201 Pioneer Way, Suite B101, Gig Harbor, WA 98335        | Pierce    | <a href="https://novel.healthcare/">https://novel.healthcare/</a>                          |
| Nurture Well Center , PLLC                 | 1207 North 200th Street, Suite 102, Shoreline, WA 98133   | King      | <a href="http://www.nurturewellcenter.com">www.nurturewellcenter.com</a>                   |
| Olympic Medical Services, PS               | 1603 Cooper Point Road NW, Olympia, WA 98502              | Thurston  | <a href="http://www.vantagephysicians.net">www.vantagephysicians.net</a>                   |
| One Medical Group, Inc.                    | 1600 7th Ave, Suite 110, Seattle, WA 98101                | King      | <a href="http://www.onemedical.com">www.onemedical.com</a>                                 |
| Oodle Family Medicine                      | 401 Olympia Ave NE, Suite 300 MB48, Renton. WA 98056      | King      | <a href="http://www.oodlemd.com">www.oodlemd.com</a>                                       |
| Orca Pediatrics PLLC                       | 405 Black Hills Lane SW, Suite B2, Olympia, WA 98502      | Thurston  | <a href="http://www.orcapeds.com">www.orcapeds.com</a>                                     |
| PWYC Healthcare                            | 3312 French Loop NW, Olympia, WA 98502                    | Thurston  | <a href="http://www.payitforwardprimarycare.org">www.payitforwardprimarycare.org</a>       |
| Pacific Northwest Wellness Center, PLLC    | 230 Grant Road, Suite B2, East Wenatchee, WA 98802        | Douglas   | <a href="http://www.pnwwellnesscenter.com">www.pnwwellnesscenter.com</a>                   |
| Pediatrics by Design, PLLC                 | 7220 Linden Ave N, Seattle, WA 98103                      | King      | <a href="http://www.pedsbydesign.com">www.pedsbydesign.com</a>                             |



| Direct practice name                 | Address  | County    | Website   |
|--------------------------------------|--|-----------|---|
| Perkinson Finch, PLLC                | 1101 Madison Street, Suite 1501, Seattle, WA 98104         | King      | <a href="http://www.md2.com">www.md2.com</a>  |
| Prompt care direct                   | 1930 9th Steet SE, Puyallup, WA 98372                      | Pierce    | <a href="http://www.promptcaredirect.com">www.promptcaredirect.com</a>                      |
| Quick Clinic                         | 2526 Colonial Dr, Centralia, WA 98531                      | Lewis     | <a href="http://www.washingtonpark.md">www.washingtonpark.md</a>                            |
| Remedy health and wellness           | 112 Columbia Point Drive, Suite 102, Richland, WA 99352    | Benton    | <a href="http://www.remedyhealth.clinic">www.remedyhealth.clinic</a>                        |
| Revitalize Metabolic Health PLLC     | 6625 Wagner Way NW, Suite 201, Gig Harbor, WA 98335        | Pierce    | <a href="https://revitalizemetabolichealth.com/">https://revitalizemetabolichealth.com/</a> |
| Revive Innovative Health Care PLLC   | 106 Plaza Drive SE, Building C1, Yelm, WA 98597            | Thurston  | <a href="http://www.ReviveFamilyMedicine.com">www.ReviveFamilyMedicine.com</a>              |
| Ridgefield Family Medicine           | 8507 S 5th Street, Suite 113, Ridgefield, WA 98642         | Clark     | <a href="http://www.ridgefieldfamilymedicine.com">www.ridgefieldfamilymedicine.com</a>      |
| Seattle Medical Associates           | 1124 Columbia Street, Suite 620, Seattle, WA 98104         | King      | <a href="http://www.seattlemedicalassociates.com">www.seattlemedicalassociates.com</a>      |
| Simply Health LLC                    | 32114 1st Ave S, Suite 202, Federal Way 98003              | King      | <a href="http://www.simplyhealthdp3.com">www.simplyhealthdp3.com</a>                        |
| Sound Medicine & Wellness            | 3216 NE 45th Place, Suite 213, Seattle, WA 98105           | King      | <a href="http://www.soundmedicineandwellness.com">www.soundmedicineandwellness.com</a>      |
| Sunny Family Medicine, PLLC          | 3908 Creekside Loop, Suite 125, Yakima, WA 98902           | Yakima    | <a href="http://www.sunnyfamilymedicine.com">www.sunnyfamilymedicine.com</a>                |
| The ROW Health Collective, PLLC      | 8100 Bracken Place SE, Snoqualmie, WA 98065                | King      | <a href="https://row.health">https://row.health</a>   |
| Thread Health                        | 624 W Hastings, Suite 11, Spokane, WA 99218                | Spokane   | <a href="http://threadhealthclinic.com">HTTP://threadhealthclinic.com</a>                   |
| Thurston Internal Medicine, PLLC     | 420 McPhee Rd SW, Suite C, Olympia WA 98502                | Thurston  | <a href="https://www.niuolah.com/">https://www.niuolah.com/</a>                             |
| Total Collision & Injury Care        | 1776 Fowler Street, Richland, WA 99352                     | Benton    | <a href="https://www.totalcaretricitities.com/">https://www.totalcaretricitities.com/</a>   |
| Trivas Family Medicine               | 4141 SW California Ave, Suite 2, Seattle, WA 98126         | King      | <a href="http://www.trivasfamilymedicine.com">www.trivasfamilymedicine.com</a>              |
| Unbound Health LLC                   | 2110 N Molter Road, Suite 108, Liberty Lake, WA 99019      | Spokane   | <a href="http://www.primarycare@findyourmode.com">www.primarycare@findyourmode.com</a>      |
| Urgent Medical Center                | 14201 NE 20th Ave, Suite C101, Vancouver, WA 98686         | Clark     | <a href="http://www.evermeddpc.com">www.evermeddpc.com</a>                                  |
| Vigil Family Medicine PLLC           | 1901 S Union Ave, Suite B4003, Tacoma, WA 98405            | Pierce    | <a href="http://www.vigilmd.com">www.vigilmd.com</a>  |
| Vintage Direct Primary Care          | 19319 7th Ave NE, Suite 114, Poulsbo, WA 98370             | Kitsap    | <a href="http://www.vintagedpc.com">www.vintagedpc.com</a>                                  |
| Wellness Direct Care PLLC            | 3707 Providence Point Drive SE, Suite C, Issaquah WA 98029 | King      | <a href="http://www.wellnessdirectcare.com">www.wellnessdirectcare.com</a>                  |
| Wendy Magana NP LLC                  | 5205 S 2nd Ave, Suite G and H, Everett, WA 98203           | Snohomish | <a href="http://www.curadirecthealthcare.com">www.curadirecthealthcare.com</a>              |
| Wise Patient Internal Medicine, PLLC | 613 19th Ave E, Suite 101, Seattle, WA 98112               | King      | <a href="https://imwisepatient.com/">https://imwisepatient.com/</a>                         |



## APPENDIX B: Changes in practice average monthly fees over time

| Monthly fee              | \$ 50 or less | \$51 - \$75 | \$76 - \$100 | \$101 - \$200 | \$201 + |
|--------------------------|---------------|-------------|--------------|---------------|---------|
| <b>FY 2024 patients</b>  | 1,120         | 12,084      | 7,841        | 4,944         | 5,430   |
| <b>FY 2024 practices</b> | 5             | 23          | 23           | 20            | 10      |
| <b>FY 2023 patients</b>  | 8             | 9,253       | 8,076        | 8,480         | 5,852   |
| <b>FY 2023 practices</b> | 5             | 23          | 26           | 16            | 11      |
| <b>FY 2022 patients</b>  | 45            | 10,011      | 5,487        | 5,948         | 2,291   |
| <b>FY 2022 practices</b> | 2             | 23          | 12           | 12            | 7       |
| <b>FY 2021 patients</b>  | 1,095         | 11,136      | 1,576        | 6,919         | 1,644   |
| <b>FY 2021 practices</b> | 5             | 24          | 7            | 11            | 5       |
| <b>FY 2020 patients</b>  | 1,622         | 9,357       | 1,909        | 4,353         | 1,838   |
| <b>FY 2020 practices</b> | 6             | 15          | 9            | 7             | 5       |
| <b>FY 2019 patients</b>  | 2,917         | 2,600       | 2,816        | 4,969         | 1,160   |
| <b>FY 2019 practices</b> | 4             | 10          | 7            | 8             | 5       |
| <b>FY 2018 patients</b>  | 4,574         | 6,668       | 1347         | 4,585         | 532     |
| <b>FY 2018 practices</b> | 4             | 17          | 7            | 5             | 3       |
| <b>FY 2017 patients</b>  | 2,556         | 5,336       | 1,348        | 4,554         | 996     |
| <b>FY 2017 practices</b> | 6             | 18          | 7            | 5             | 3       |
| <b>FY 2016 patients</b>  | 1,511         | 2,581       | 2,167        | 4,151         | 862     |
| <b>FY 2016 practices</b> | 8             | 8           | 6            | 6             | 2       |