

IRO Assignment Data - 2016 through 11-20 of 2018

	2016	Percentage of Total Assignments	2017	Percentage of Total Assignments	2018 Through 11-20	Percentage of Total Assignments
Assignments with Behavioral Health Diagnosis	103	9.69%	98	7.21%	90	5.89%
Assignments without a Behavioral Health Diagnosis	960	90.31%	1261	92.79%	1439	94.11%
Total Assignments	1063	N/A	1359	N/A	1529	N/A
Behavioral Health - Inpatient/Outpatient Assignments	51	4.80%	59	4.34%	45	2.94%
Standard Medical - Inpatient/Outpatient Assignments	20	1.88%	31	2.28%	26	1.70%

# OF ASSIGNMENTS	2016	2017	2018 Through 11-20
Assignments with Behavioral Health Diagnosis	103	98	90
Assignments without a Behavioral Health Diagnosis	961	1261	1439
Total Assignments	1063	1359	1529

# OF ASSIGNMENTS	2016	2017	2018 Through 11-20
Behavioral Health - Inpatient/Outpatient Assignments	51	58	45
Standard Medical - Inpatient/Outpatient Assignments	20	31	26
Total Assignments	1063	1359	1529

PERCENTAGE OF TOTAL ASSIGNMENTS	2016	2017	2018 Through 11-20
Assignments with Behavioral Health Diagnosis	9.69%	7.21%	5.89%
Assignments with Medical/Other Diagnosis	90.31%	92.79%	94.11%

PERCENTAGE OF TOTAL ASSIGNMENTS	2016	2017	2018 Through 11-20
Behavioral Health - Inpatient/Outpatient Assignments	4.80%	4.34%	2.94%
Standard Medical - Inpatient/Outpatient Assignments	1.88%	2.28%	1.70%

PERCENTAGE by TYPE OF ASSIGNMENTS	2016	2017	2018 Through 11-20
Assignments with Behavioral Health Diagnosis	103	98	90
Behavioral Health - Inpatient/Outpatient Assignments	51	58	45
Behavioral IP/OP as % of Behavioral IRO's	49.51%	59.18%	50.00%
Assignments without a Behavioral Health Diagnosis	961	1261	1439
Standard Medical - Inpatient/Outpatient Assignments	20	31	26
Medical IP/OP as % of Medical IRO's	2.08%	2.46%	1.81%

PERCENTAGE by TYPE OF ASSIGNMENTS	2016	2017	2018 Through 11-20
Behavioral IP/OP as % of Behavioral IRO's	49.51%	59.18%	50.00%
Medical IP/OP as % of Medical IRO's	2.08%	2.46%	1.81%

Behavioral Health	Upheld	Overtured	Withdrawn/Other	Total
2016	68	31	4	103
2017	71	23	4	98
2018 through 11-20	55	23	12	90

Behavioral Health %	Upheld	Overtured	Withdrawn/Other	Approx. Ratio
2016	66.02%	30.10%	3.88%	2.2 to 1
2017	72.45%	23.47%	4.08%	3.1 to 1
2018 through 11-20	61.11%	25.56%	13.33%	2.4 to 1

Behavioral Health - MH vs SUD	Upheld	Overtured	Withdrawn/Other	Total	Upheld %	Overtured %	Total Behav.	Upheld Total % of Behav.	Overtured Total % of Behav.
2016 MH	32	20	4	56	57.14%	35.71%	102	31.37%	19.61%
2017 MH	39	16	3	58	67.24%	27.59%	97	40.21%	16.49%
2018 MH	38	17	7	62	61.29%	27.42%	90	42.22%	18.89%
2016 SUD	35	10	0	45	77.78%	22.22%	102	34.31%	9.80%
2017 SUD	32	6	1	39	82.05%	15.38%	97	32.99%	6.19%
2018 SUD	17	6	5	28	60.71%	21.43%	90	18.89%	6.67%

2016 Behavioral Health I/O - MH vs SUD	Upheld	Overtured	Withdrawn/Other	Total
2016 MH	11	5	0	16
2016 SUD	27	8	0	35

2017 Behavioral Health I/O - MH vs SUD	Upheld	Overtured	Withdrawn/Other	Total
2017 MH	16	7	0	23
2017 SUD	29	7	0	36

2018 Thru 11-20 Behav Health I/O - MH vs SUD	Upheld	Overtured	Withdrawn/Other	Total
2018 MH	13	7	0	20
2018 SUD	18	6	1	25

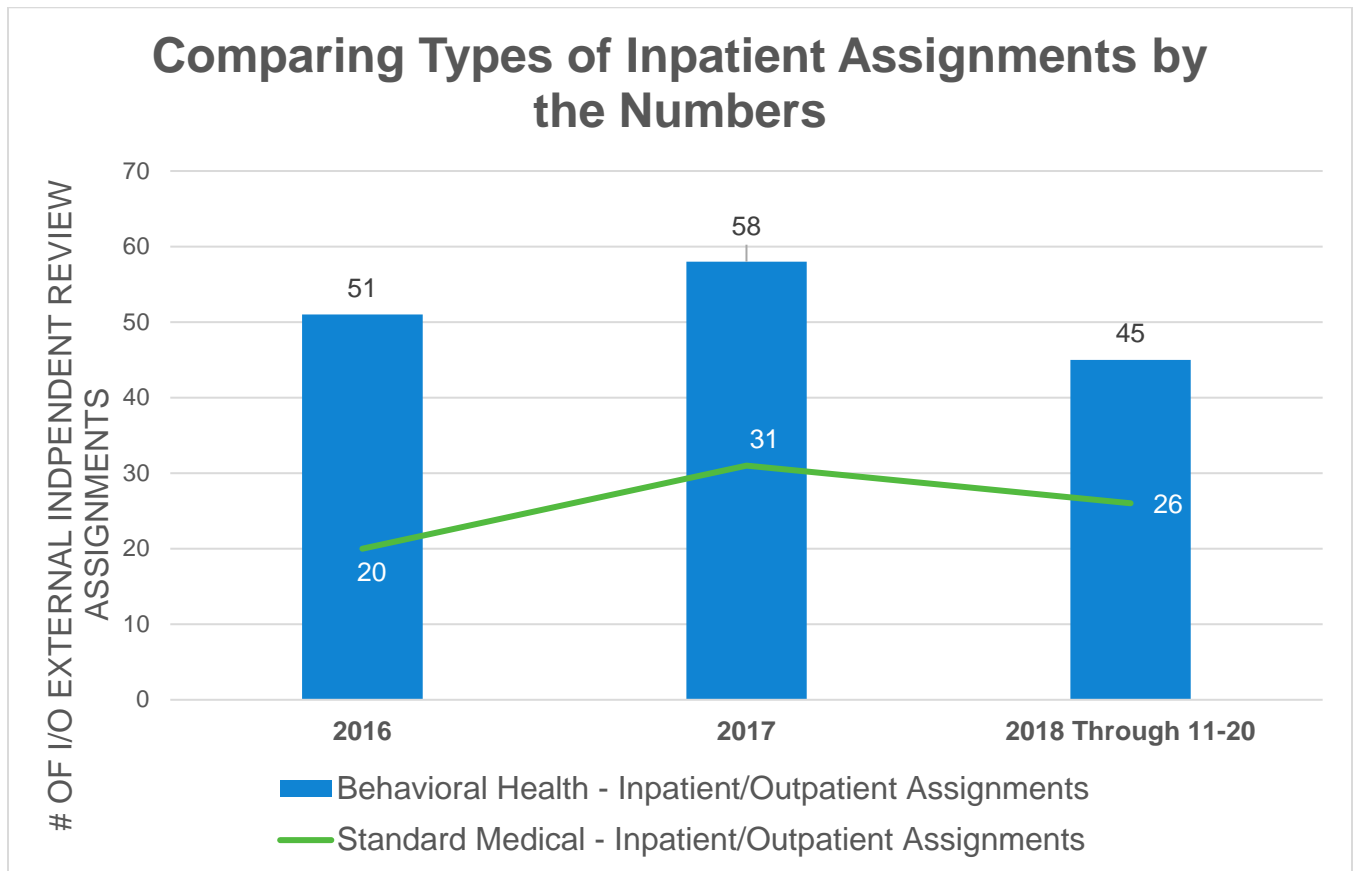
Medical/Surgical	Upheld	Overtured	Withdrawn/Other	Total
2016	650	253	57	960
2017	861	324	76	1261
2018 through 11-20	1006	299	115	1420

Medical/Surgical	Upheld	Overtured	Withdrawn/Other	Approx. Ratio
2016	67.71%	26.35%	5.94%	2.6 to 1
2017	68.28%	25.69%	6.03%	2.7 to 1
2018 through 11-20	70.85%	21.06%	8.10%	3.4 to 1

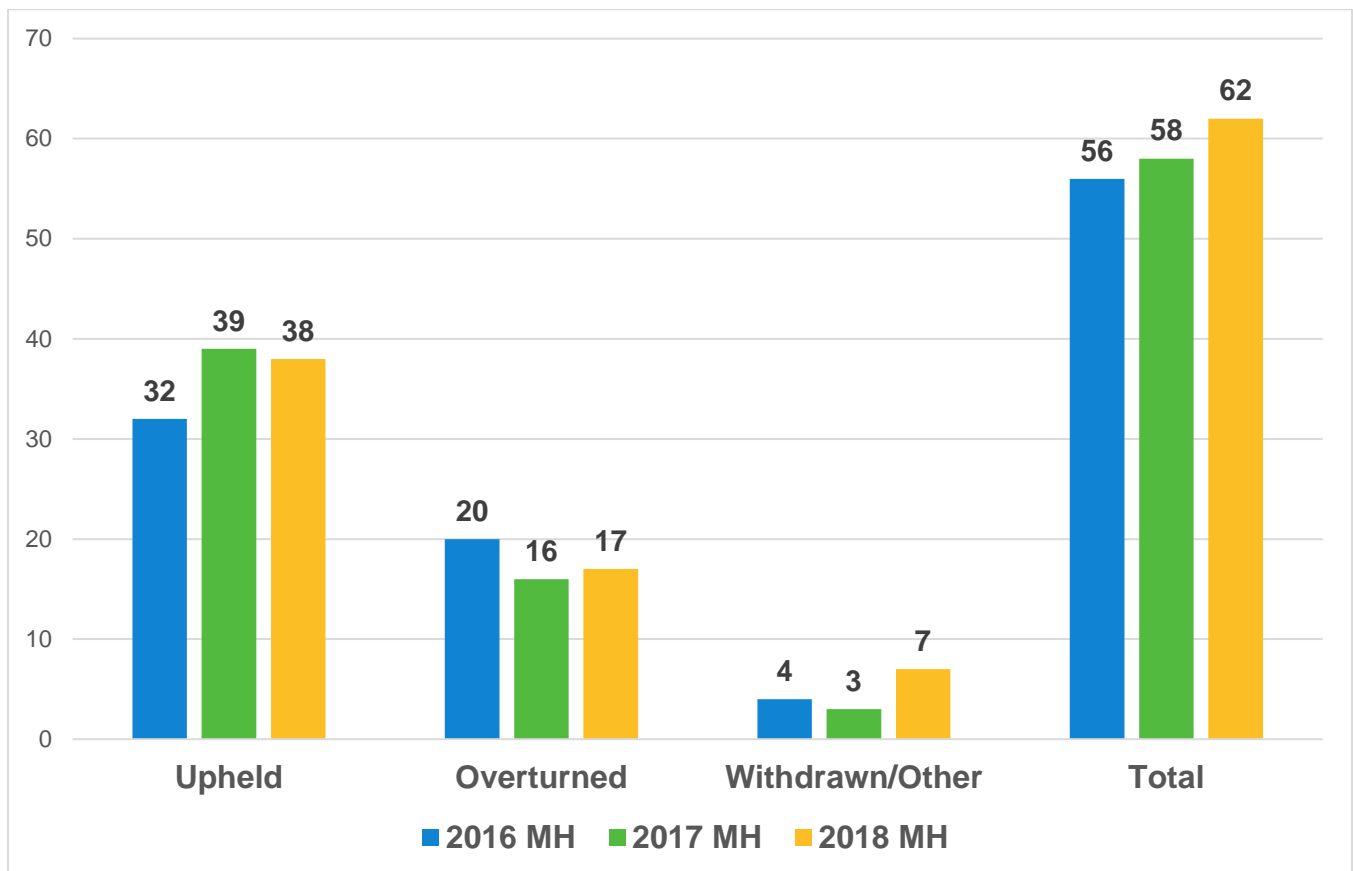
Medical/Surgical % vs Behavioral % Upheld	Med Upheld	Behav. Upheld
2016	67.71%	66.02%
2017	68.28%	72.45%
2018 through 11-20	70.85%	61.11%

Medical/Surgical % vs Behavioral % Overtured	Med Overtured	Behav. Overtured
2016	26.35%	30.10%
2017	25.69%	23.47%
2018 through 11-20	21.06%	25.56%

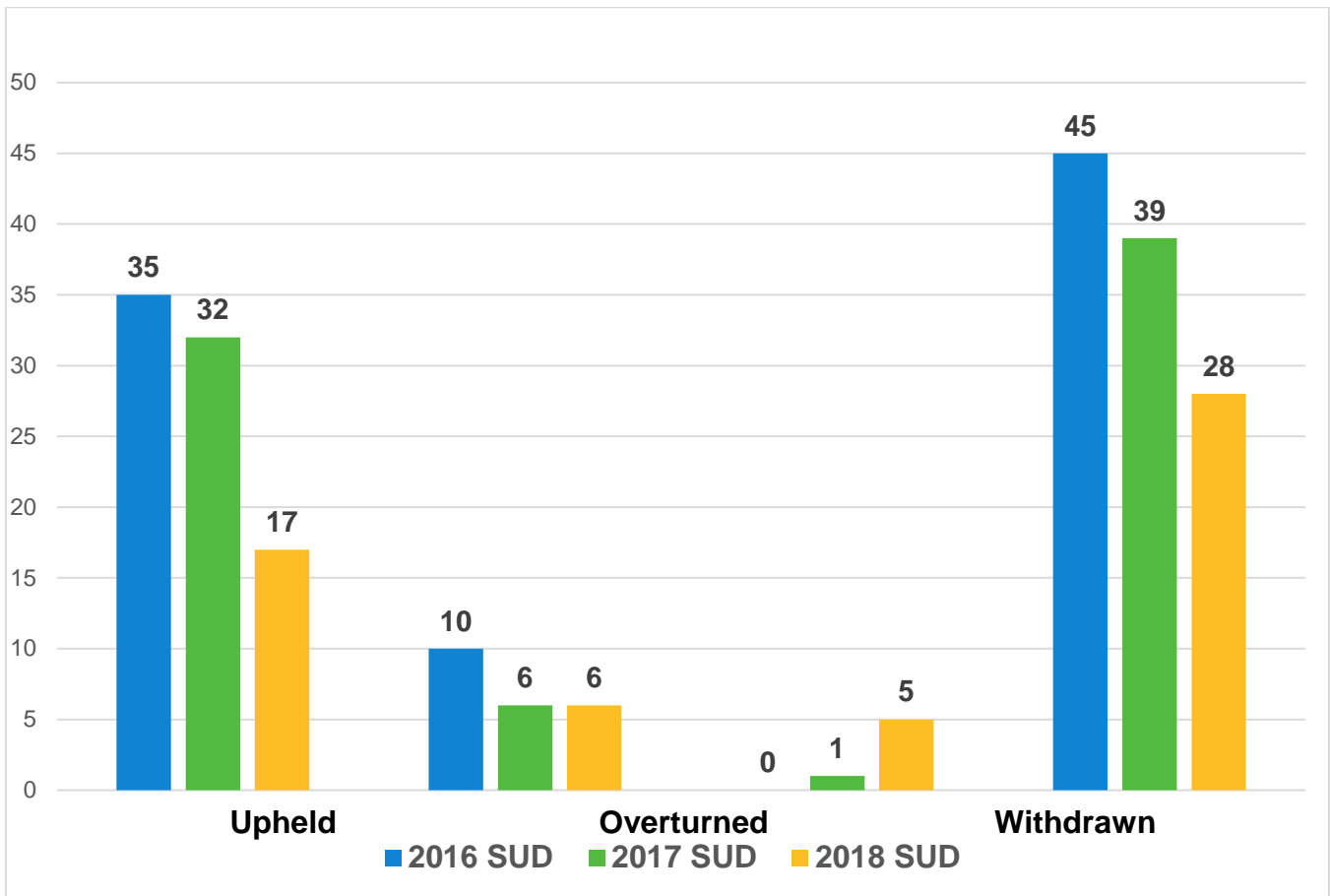
Comparing Types of Inpatient IRO Decisions



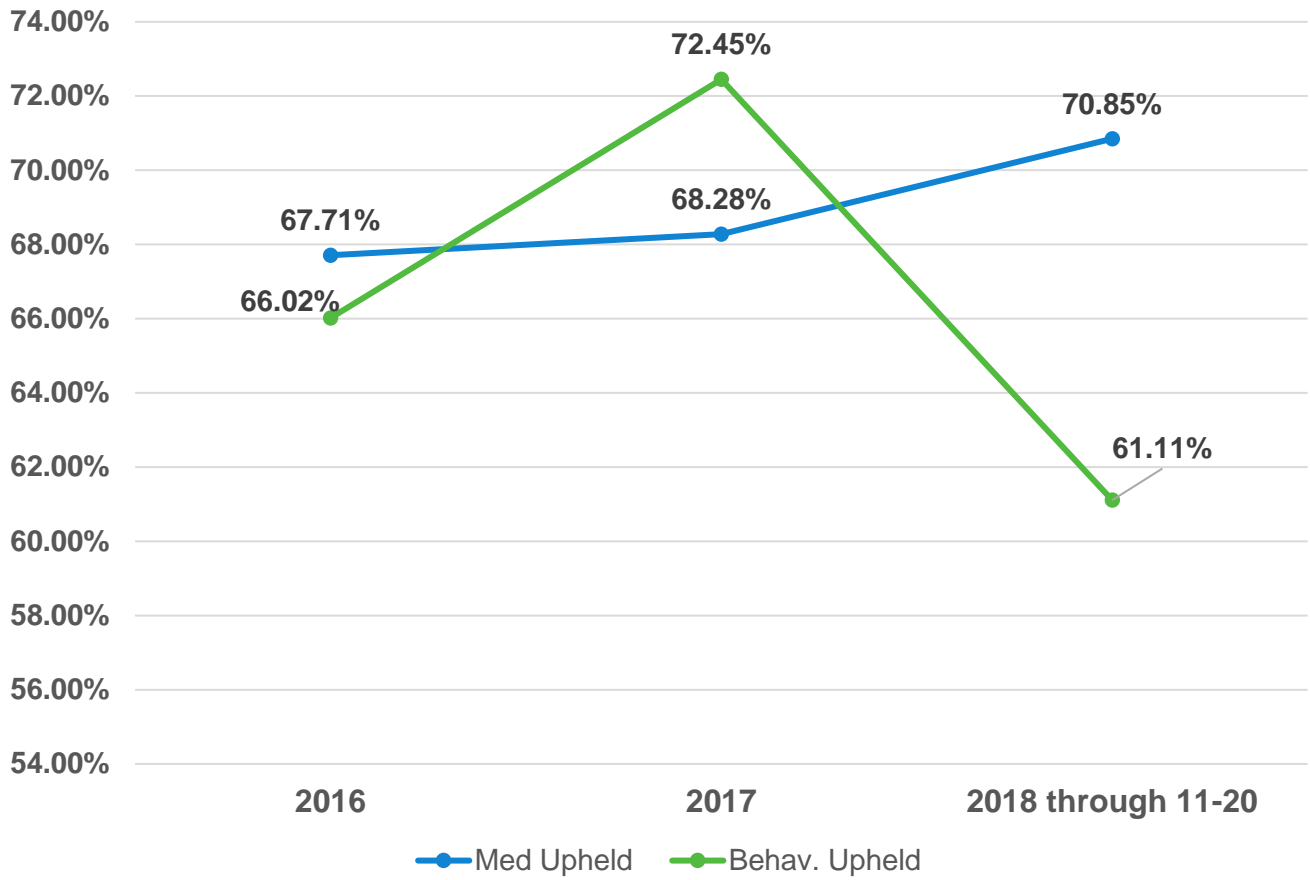
Behavioral Health Assignments – Mental Health IRO Decision Outcomes



Behavioral Health – Substance Use Disorder (SUD) IRO Decision Outcomes



Med/Surgical vs. Behavioral Health IRO Upheld Decision % by Year



Med/Surgical vs. Behavioral Health IRO Overturned Decision % by Year

